

M1D5: Test protein activity using peptidyl-prolyl cis-trans isomerase assay

Announcements/Reminders:

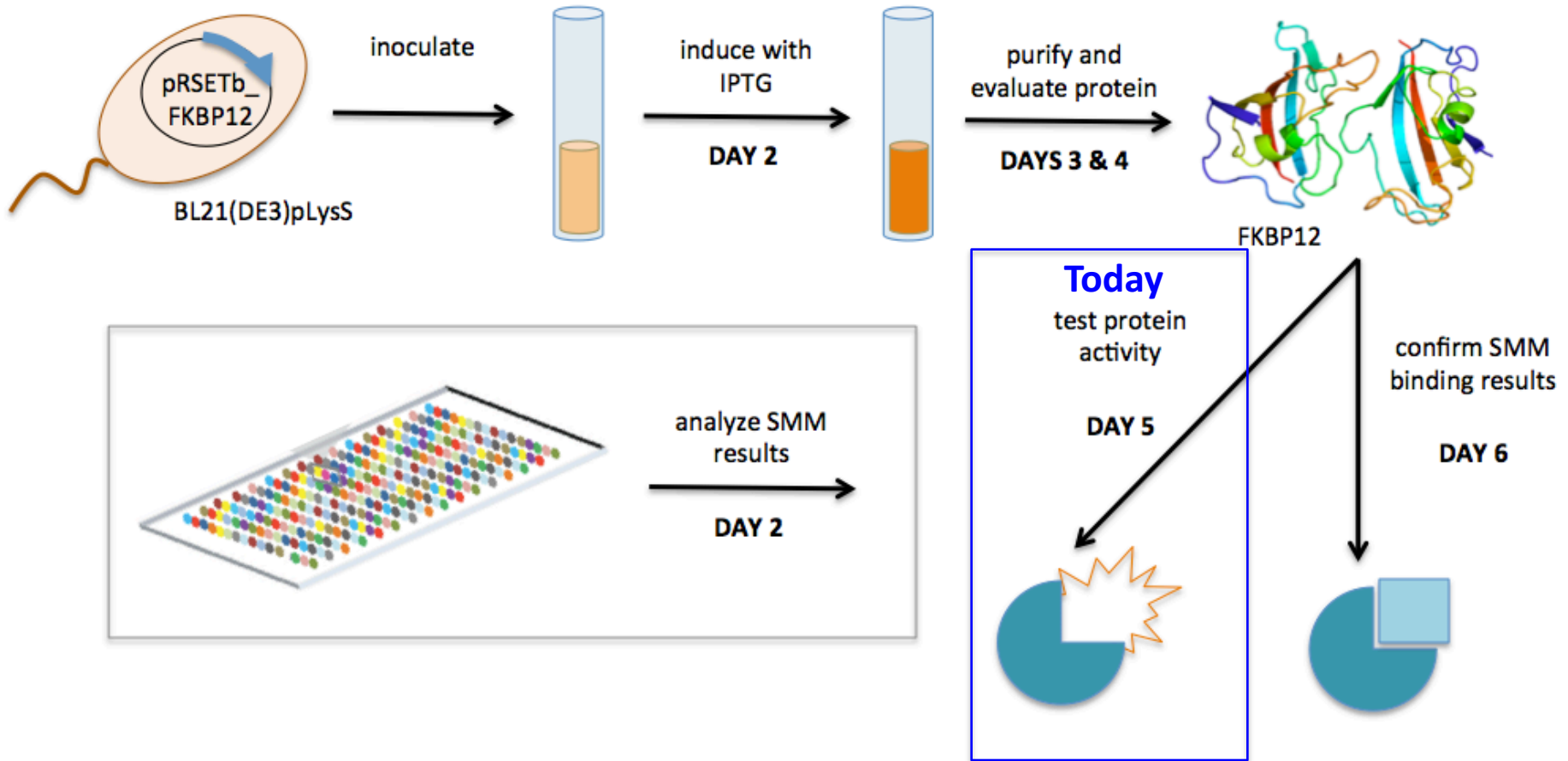
3/1-2: Comm lab workshop at 3pm

3/6-7: M1 Quiz 2

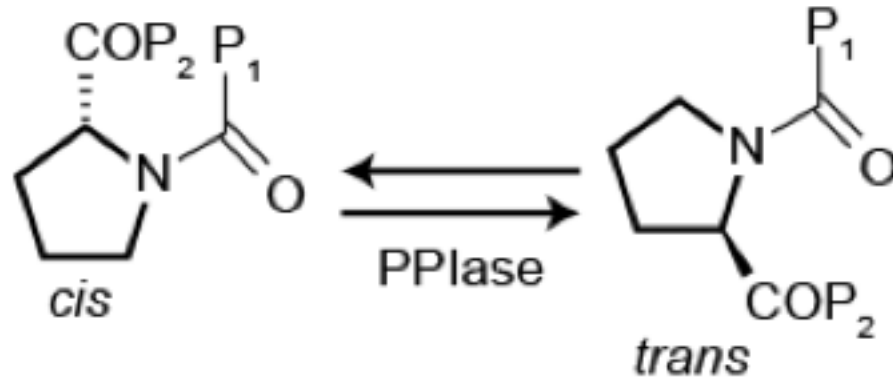
3/12: Data Summary due

1. Prelab discussion
2. Set up “master-mixes” for PPlase Assay
3. Load 96-well plate for absorbance reading
 - 3 groups at a time, 30 min per plate
 - During down time: work on Methods, Casper will go over quiz, Prerna will come by to answer figures questions

Test protein activity using peptidyl-prolyl cis-trans isomerase assay



FKBP12 is a protein (enzyme) with peptidyl prolyl cis-trans isomerase activity

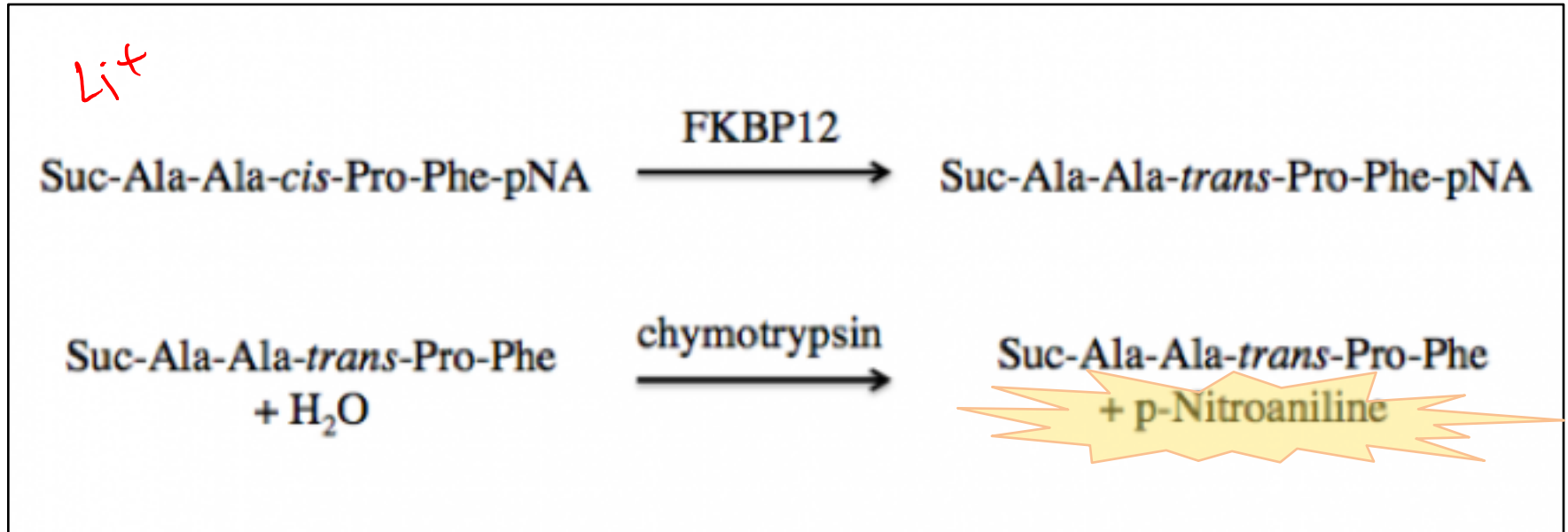


PPIase = Peptidyl prolyl isomerase

- PPIase catalyzes cis-trans isomerization
- Aids in protein folding

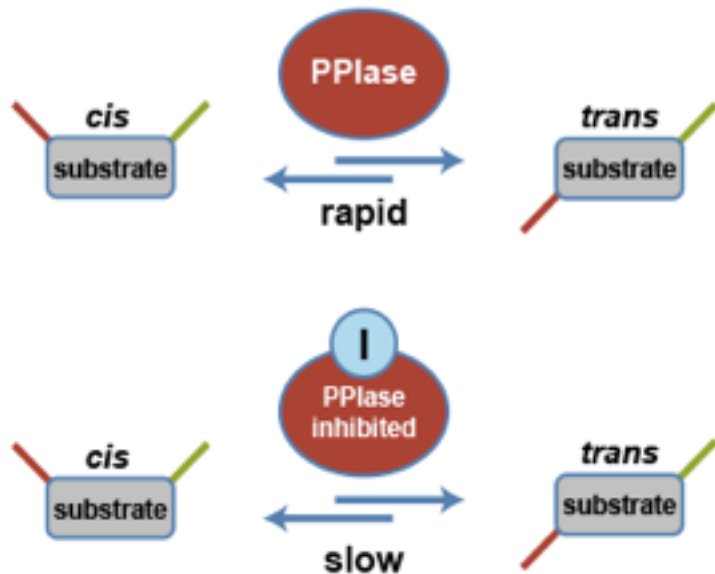
How can we measure this activity?

PPlase assay measures rate of conversion from cis to trans isomer



- Substrate to test FKBP12 activity: suc-AAFP-pNA
- Use chymotrypsin to cleave p-Nitroaniline (pNA)
- pNA is chromogenic: absorbs 405nm (looks yellow)
- Track presence of pNA over time ($\Delta A/\Delta t$)

Assess FKBP12 activity and affect of compounds using PPlase Assay



- Is the protein you purified active?

substrate only vs. substrate + protein.

- Positive control—known binder to FKBP12 (and inhibits isomerase activity)

Rapamycin (0.1 μM) vs protein. + DMSO

- Unknown results: compounds you chose from the SMM screen

You will set up 9 “master mixes”

At your bench:



9 x

: Assay buffer +

• Tris HCl (pH 8)

• Chymotrypsin

• water

DMSO **or**

Rapamycin **or**

Compound #1 **or**

Compound #2

When told by instructor:

+

Your team's FKBP12 **or**

Abcam FKBP12

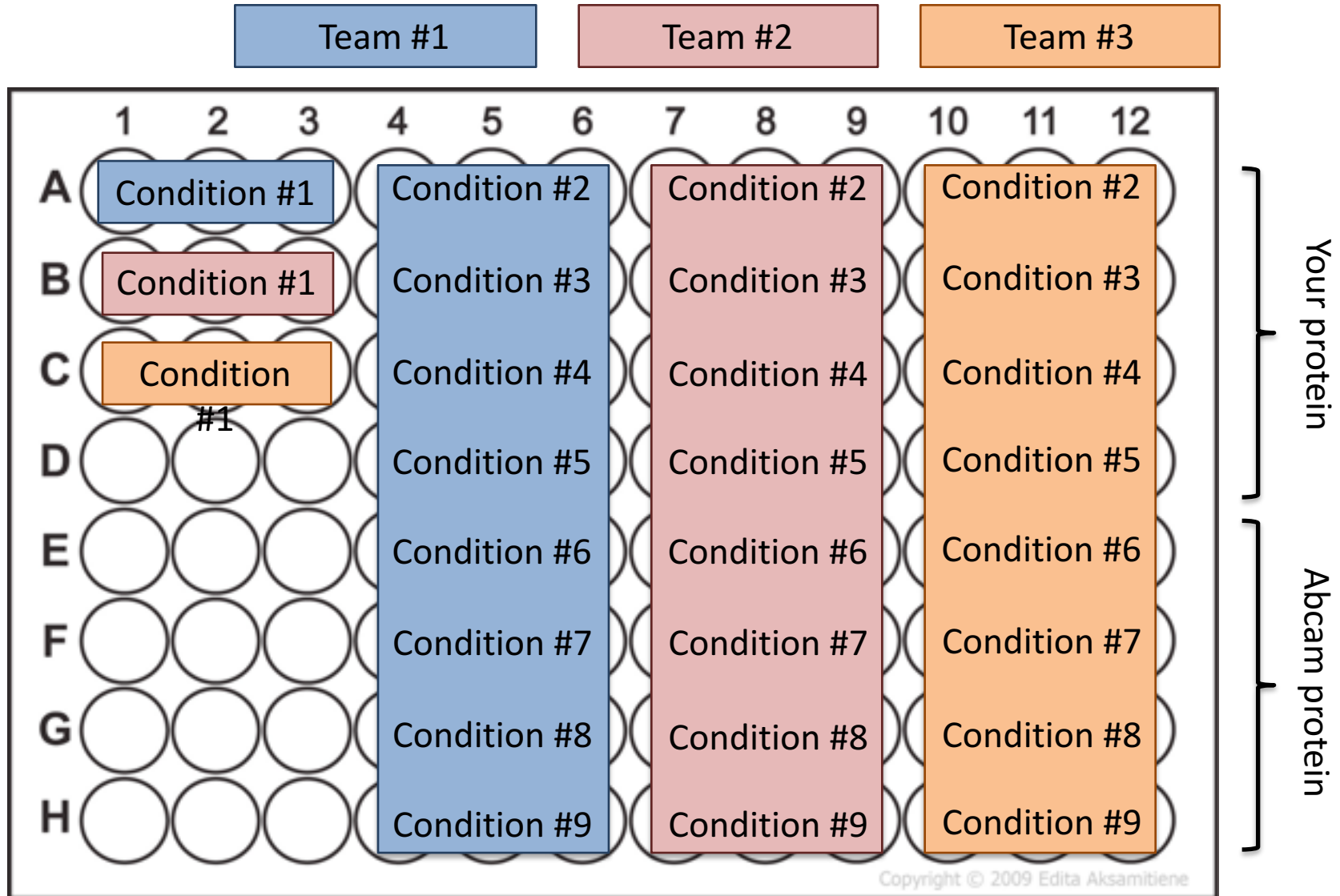
Only add
protein
when told by
instructor!

Instructors will add suc-AAFP-pNA right before measurement

- One tube is background control with buffer and suc-AAFP-pNA only
- Each tube has enough volume for 3.25 reactions (accounts for pipetting error)
- Each reaction is 200 μ L
- Each reaction will be placed in 1 well of a 96 well plate

Three groups load on one 96-well plate

Read absorbance at 405 nm every minute for 30 minutes



Quantify the specific activity of the protein

Specific activity: nmol substrate/min/mg of protein

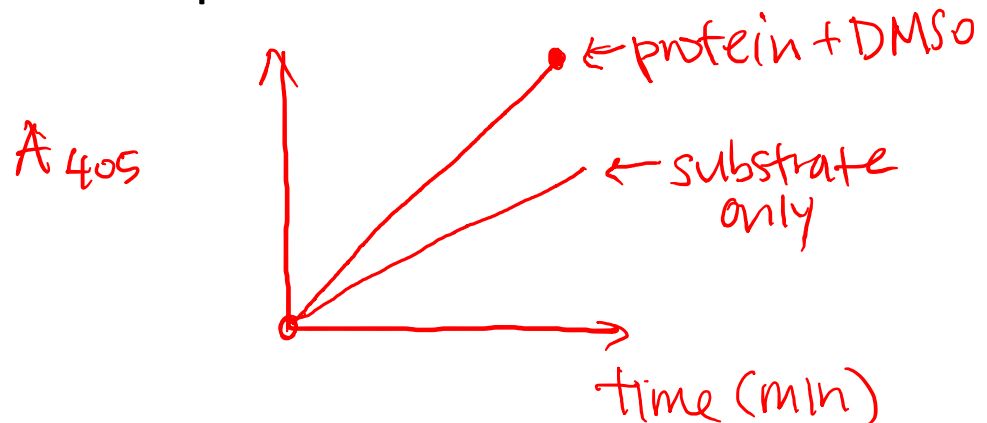
$$\frac{A_{\text{final}} - A_{\text{initial}}}{30 \text{ min}}$$

~ CONC. of PNA [mM/min]
* volume = moles/min

$$\text{Specific activity} = \frac{(A_{405_Test}/\text{min} - A_{405_Blank}/\text{min})(\text{reaction volume})}{(\text{volume of FKBP12})(\epsilon_{\text{pNA}})}$$

ϵ_{pNA} (extinction coefficient for pNA) $\sim 9.3 \text{ mM}^{-1}$

Convert volume to mg based on known protein concentration



Homework due M1D6

- Mini-presentation outline
 - Bullet/outline form
 - Follow time and content guidelines
 - Introduce yourself and your research
 - Clearly state your hypothesis to identify main question
 - Be quantitative when stating findings (NOT “this was more/less than...”)
 - For this HW assignment, put placeholder statements for key findings

Category	Approximate worth	Elements of a strong presentation
Content	50%	<ul style="list-style-type: none">• Did you introduce your research?• Did you include the key findings (and the techniques used to gather these results, if necessary)?• Was the importance of your project clear?
Organization	25%	<ul style="list-style-type: none">• Is the presentation logical and easy-to-follow?• Are the main points emphasized?• Did you include transition statements such that the presentation 'flows' and is easily followed/understood?
Delivery	25%	<ul style="list-style-type: none">• Do you show confidence and enthusiasm?• Did you use appropriate language (technical or informal, as appropriate)?• Is your speech clear?

[http://engineerbiology.org/wiki/20.109\(S18\):_M1_Mini-presentation](http://engineerbiology.org/wiki/20.109(S18):_M1_Mini-presentation)

- Consider getting started on M1D7 homework
- Data summary will be due Monday 3/12 at 10pm

Today in lab:

- Do all calculations before beginning bench work—check with teaching staff!
- During down time
 - Casper will go over quiz
 - Prerna will be around to answer questions
 - Work on Methods, homework and data summaries